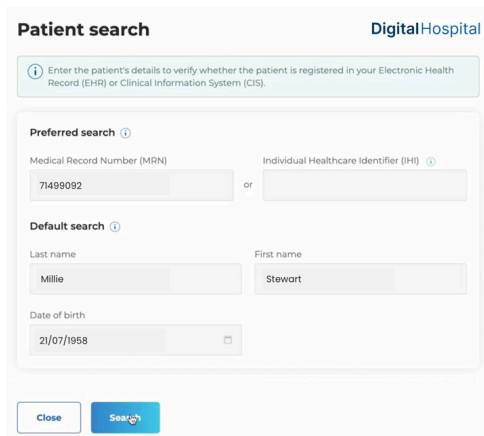
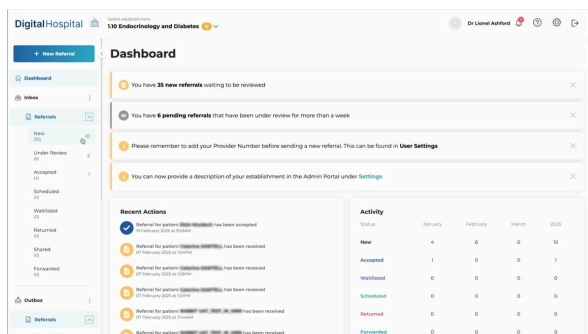


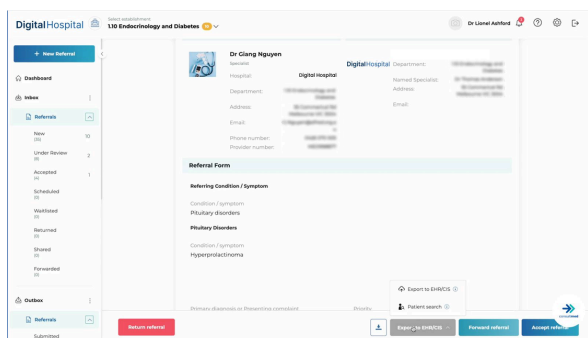
How to Export Patient Details and Documents to your Electronic Health Record (EHR) / Clinical Information System (CIS)

Search and Verify Patient Registration in EHR/CIS

Step 1: Select a referral from your dashboard to view its details.



Step 2: Click on the 'Export to EHR/CIS' button and select the 'Patient search' option.



Step 4: Your preferred search may return no results, a single match, or multiple matches. Verify that the patient details in Consultmed match those in your EHR/CIS.



Step 3: Patient details from the referral will automatically pre-populate. Verify if the patient is registered in your EHR/CIS by entering their details. You can perform a **Preferred search** (MRN, IHI) or a **Default search** (Last Name, First Name, Date of Birth).

Note: Using the preferred method to search by IHI or MRN will deliver a more accurate match and minimise the risk of multiple patient results.

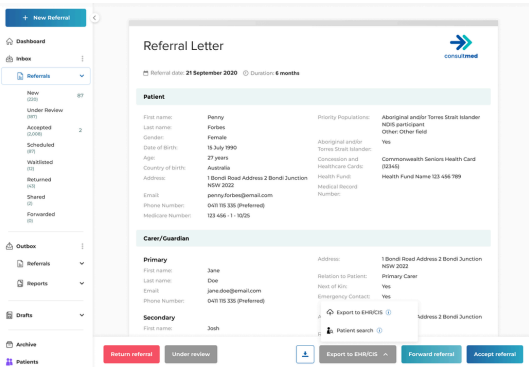
How to Export Patient Data to your Electronic Health Record (EHR) / Clinical Information System (CIS)

Export Patient Details and Documents to your EHR/CIS

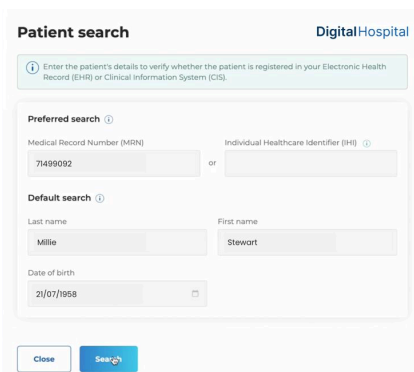
Step 1: Select a referral from your dashboard to view its details.

Step 2: Click on the 'Export to EHR/CIS' button and select the 'Export to EHR/CIS' option.

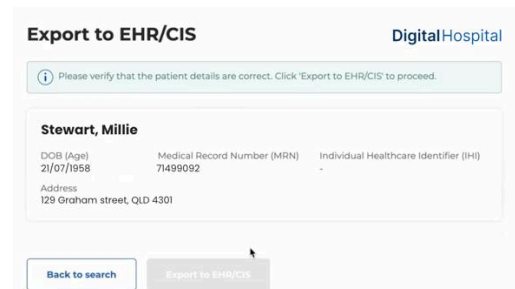
Note: This function is accessible only to Account Holders and Super Users.



Step 3: Patient details from the referral will automatically pre-populate. Verify if the patient is registered in your EHR/CIS by entering their details. You can perform a **Preferred search** (MRN, IHI) or a **Default search** (Last Name, First Name, Date of Birth).



Step 4: Your preferred search may return no results, a single match, or multiple matches. Verify that the patient details in Consultmed match those in your EHR/CIS.



Step 5: Select the exact patient match and click 'Export to EHR/CIS'.

Note:

- Patient data export from Consultmed to your EHR/CIS may take up to 30 seconds.
- Once you have successfully exported patient data to your EHR/CIS, a cloud sync icon will appear next to the referral.



Export successful

Patient data has been securely exported to your Electronic Health Record (EHR) or Clinical Information System (CIS). Please check your EHR/CIS to confirm that all information has been accurately transferred.



Referral Date	Patient	Referrer	Specialist	Expand all
07 Feb 2025	[blurred]	Dr Pab Testing test SENCE OF 1021	Dr Thomas Anderson	⌵
07 Feb 2025	[blurred]	Dr Pab Testing test SENCE OF 1021	Dr Thomas Anderson	⌵
30 Jan 2025	Stewart, Millie	Dr Giang Nguyen 102 Elizabeth and Charles	Dr Thomas Anderson	⌵
27 Dec 2024	[blurred]	Anamthi Fernando Surgery Endocrinology Dept	Dr Thomas Anderson	⌵